



## How to download the Zoom program?



You can watch a video to help with **how to install Zoom**

<https://www.thp.ca/patientsupport/utilizingzoom/Pages/default.aspx>



Written instructions provided below are adapted from Zoom:

[https://support.zoom.us/hc/en-us/articles/4415294177549-Downloading-the-Zoom-desktop-client-and-mobile-app#h\\_01FNVWMCWV1Y2E3ZPSCQYFS2FH](https://support.zoom.us/hc/en-us/articles/4415294177549-Downloading-the-Zoom-desktop-client-and-mobile-app#h_01FNVWMCWV1Y2E3ZPSCQYFS2FH)

### To download the Zoom for your computer:

1. Open your internet browser
2. In your internet browser, enter <https://zoom.us/>.
3. At the top-right of the page, click **RESOURCES** then click **Download Zoom Client**. You can also directly access the [Download Center here](#).
4. Under **Zoom Client for Meetings**, click the **Download** button.  
At the bottom left of your screen, the Zoom installer, will automatically start downloading the Zoom desktop client. If downloading doesn't start, double-click the Zoom installer to begin the desktop client install.





**Note:** After the Zoom desktop client installation is complete, a Zoom icon will appear on your desktop.

5. Complete the installation process.  
For more information on Linux or macOS installation, please visit the Support articles on installing the Zoom application on [Linux](#) or [macOS](#).
6. Double-click the Zoom desktop icon to [begin using Zoom](#).

### To download the Zoom mobile app for your Phone or iPad/tablet

Zoom mobile app for **iPhone** Operating System (iOS):

1. Tap the **App Store** icon. 
2. At the bottom right of your screen, tap **Search**.
3. Enter "Zoom" in the search box. 





## How to download the Zoom program?

4. Once your search results appear, tap **ZOOM Cloud Meetings**.
5. Tap the **GET** button.  
Zoom will start to download on your iOS device.  
**Note:** When the Zoom mobile app finishes the installation, the Zoom app icon will appear on your Home screen.
6. After you finish downloading the Zoom mobile app, you can access and begin to use Zoom by the following methods:
  - If you stayed on Zoom's App Store page, tap **OPEN**.
  - If you exited the App Store, tap the Zoom mobile app icon on your Home screen.

If you're new to the Zoom iOS app, take a look at our [getting started guide](#) for the next steps on how to use the Zoom iOS app after you have downloaded it.

### To download the Zoom mobile app for Android:

1. Tap the **Google Play** icon. 
2. At the bottom of your screen, tap **Apps**.
3. At the top right of your screen, tap the **Search** icon.
4. Enter "Zoom" in the search box.
5. Once your search results appear, tap **ZOOM Cloud Meetings**. 
6. Tap the **Install** button.
7. Tap **Accept** to confirm the installation.  
Zoom will start to download on your Android device.  
**Note:** When the Zoom mobile app finishes the installation, the Zoom app icon will appear on your Home screen.
8. After you finish downloading the Zoom mobile app, you can access and begin to use Zoom by the following methods:
  - If you stayed on Zoom's Google Play page, tap **Open**.
  - If you exited Google Play, tap the Zoom mobile app icon on your Home screen.

If you're new to the Zoom Android app, take a look at our [getting started guide](#) for the next steps on how to use the Zoom Android app after you have downloaded it.